

CVRD

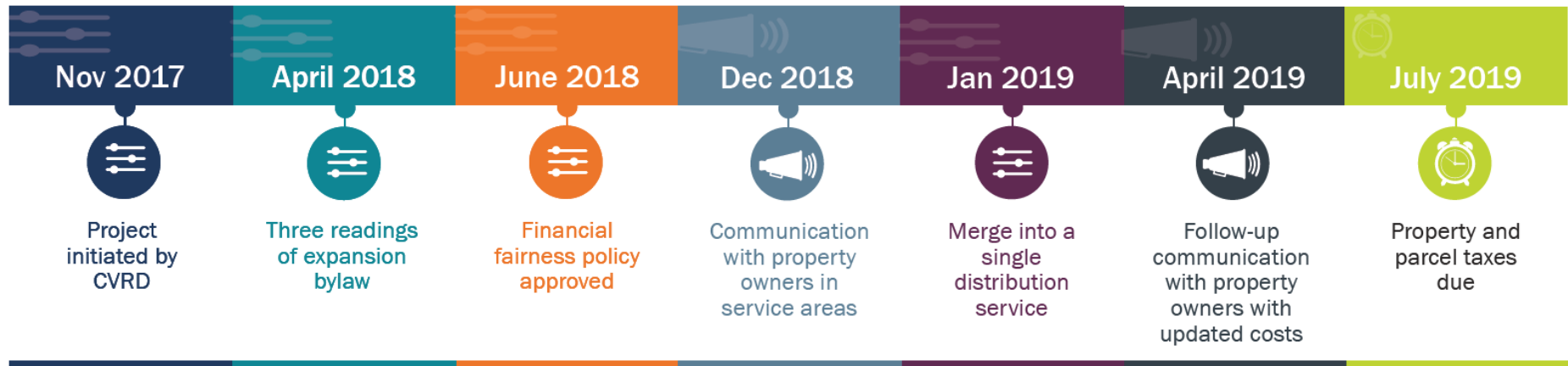
2020 – 2024 Financial Plan

Comox Valley Water Local
Service Area

Function 305

Purpose /Overview of Service

- 2019 was the first year of the merged Comox Valley water local service area (CVWLSA) that is supplied water in bulk from the Comox Valley Water System
- Previously the 6 WLSA's surrounding Comox and Courtenay operated as individual service areas
- The CVWS WLSA includes approximately 2,120 connections



CVRD water services crew




2019 Work Plan Accomplishments

- First full year of operating merged WLSA
- Completed draft asset management plan
- Completed the Sandwich conversion and performed a full system watermain flush
- Full teardown of entire fire hydrant inventory
- Installed 3 new water sample kiosks and updated our sampling program
- Options analysis for replacement of Lloyd Rd water main

Veteran's Memorial kiosk



Sandwich flushing




2020 Work Plan Priorities

- Comprehensive rate review
- Finalize VMP transfer agreement with City of Courtenay
- Continue roll out of GIS-connected Collector App
- Finish off an air valve retrofit for ease of maintenance
- Waterproof 4 chambers
- Develop options analysis and preliminary design for Astra Road main replacement



2019 to 2020 Comparative Budget Summary

 2020 Proposed Budget		#305 Comox Valley Water		
Operating	2019 Budget	2020 Proposed Budget	Increase (Decrease)	
Revenue				
Frontage/Parcel Taxes	117,180	117,180	-	
Sale Services User Fees	1,215,393	1,456,356	240,963	
Other Revenue / Recoveries	216,224	14,239	(201,985)	
Prior Years Surplus	109,193	21,401	(87,792)	
Transfer from Reserve	112,600		(112,600)	
	\$ 1,770,590	\$ 1,609,176	\$ (161,414)	
Expenditures				
Personnel Costs	140,950	156,550	15,600	
Operating	1,096,818	1,117,141	20,323	
Contribution to Reserve	391,051	306,173	(84,878)	
Tsfr Other Functions	29,171	29,312	141	
Transfer to Other Governments	112,600		(112,600)	
	\$ 1,770,590	\$ 1,609,176	\$ (161,414)	
Capital				
Funding Sources				
Senior Government Grants				
Transfer from Reserve	120,000		120,000	
	\$ 120,000	\$ -	\$ 120,000	
Funding Applied				
Capital Projects & Equip	120,000		(120,000)	
	\$ 120,000	\$ -	\$ (120,000)	

Equalization Rates

WATER LOCAL SERVICE AREA	PARCEL TAX RATE BY SERVICE
COMOX VALLEY	\$60
SANDWICK	\$257
GREAVES CRESCENT	\$73
ENGLAND ROAD	\$148
ARDEN	NONE UNTIL 2024
MARSDEN/ CAMCO	

In Summary...

Fiscal Responsibility

- Interim rate increase in 2019
- Detailed rate analysis in 2020

Climate Crisis and Environmental Stewardship and Protection

- System is fully metered and utilizes conservation rate structure to help minimize water consumption

Community Partnerships

- Finalize VMP asset transfer agreement with the City of Courtenay

Indigenous Relations

- Consider use of pipe bursting to minimize archeological impact of Lloyd Road water main replacement